SICK.COM

DATA SHEET

GL6-P4212

G6
Photoelectric sensors

SICK Sensor Intelligence

Illustration may differ

PHOTOELECTRIC SENSORS

GL6-P4212

ORDERING INFORMATION

Type	part no.
GL6-P4212	1062110

Further device versions and accessories at www.sick.com/G6

DETAILED TECHNICAL DATA

FEATURES

Functional principle	Photoelectric retro-reflective sensor
Functional principle detail	With minimum distance to reflector (dual lens system)
Sensing range max.	0.03 m ... 6 m [1]
Sensing range	0.07 m ... 5 m [1]
Polarisation filter	Yes
Emitted beam	
Light source	PinPoint LED [2]
Type of light	Visible red light
Light spot size (distance)	Ø 8 mm (350 mm)
Key LED figures	
Wave length	650 nm
Adjustment	Potentiometer, 270°
Items supplied	Reflector P250, Stainless steel mounting bracket (1.4301/304) BEF-W100-A

[1] Reflector PL80A.

[2] Average service life: 100,000 h at T_U = +25 °C.

SAFETY-RELATED PARAMETERS

$MTTF_D$	1,705 years
DC_{avg}	0 %

ELECTRONICS

Supply voltage U_B	10 V DC ... 30 V DC [1]
Ripple	± 10 % [2]
Current consumption	30 mA [3]
Protection class	III
Digital output	
Type	PNP
Switching mode	Light/dark switching
Switching mode selector	Selectable via light/dark selector
Signal voltage PNP HIGH/LOW	V_S - (≤ 3 V) / approx. 0 V
Output current $I_{max.}$	≤ 100 mA [4]
Response time	< 625 µs [5]
Switching frequency	1,000 Hz [6]
Circuit protection	A [7] B [8] D [9]

[1] Limit values when operated in short-circuit protected network: max. 8 A.

[2] May not fall below or exceed U_V tolerances.

[3] Without load.

[4] At Uv > 24 V, IA max. = 50 mA.

[5] Signal transit time with resistive load.

[6] With light/dark ratio 1:1.

[7] A = V_S connections reverse-polarity protected.

[8] B = inputs and output reverse-polarity protected.

[9] D = outputs overcurrent and short-circuit protected.

MECHANICS

Housing	Rectangular
Dimensions (W x H x D)	12 mm x 31.5 mm x 21 mm
Connection	Male connector M8, 4-pin
Material	
Housing	Plastic, ABS/PC
Front screen	Plastic, PMMA
Weight	20 g

AMBIENT DATA

Enclosure rating	IP67
Ambient operating temperature	–25 °C ... +55 °C [1]
Ambient temperature, storage	–40 °C ... +70 °C
UL File No.	NRKH.E348498 & NRKH7.E348498

[1] Temperature stability following adjustment +/-10 °C.

CERTIFICATES

EU declaration of conformity	✓
ACMA declaration of conformity	✓
Moroccan declaration of conformity	✓

China RoHS	✓
China Compulsory Product Certification (CCC) exempt	✓
cULus certificate	✓
Photobiological safety (DIN EN 62471) certificate	✓

DIMENSIONAL DRAWING

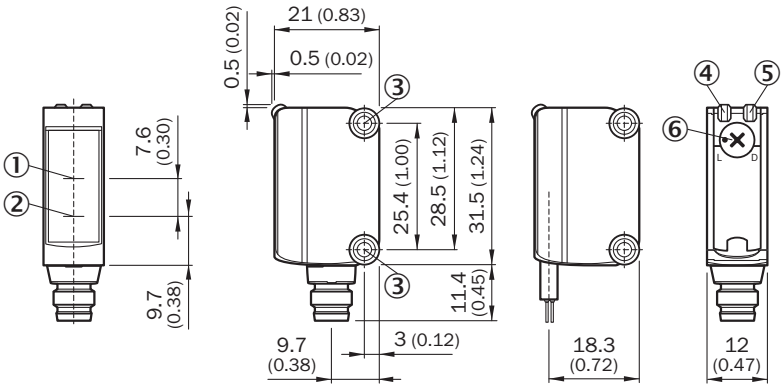

Dimensions in mm (inch)
① Optical axis, receiver
② Optical axis, sender
③ Mounting holes M3
④ LED indicator green: Supply voltage active
⑤ LED indicator yellow: Status of received light beam
⑥ Light/ dark rotary switch: L = light switching, D = dark switching

ADJUSTMENTS ADJUSTMENT POSSIBILITY

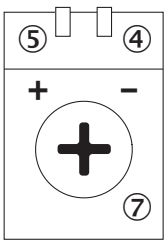

④ LED indicator green: Supply voltage active
⑤ LED indicator yellow: Status of received light beam
⑦ Sensitivity control: potentiometer

CONNECTION TYPE

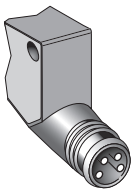

CONNECTION DIAGRAM CD-066

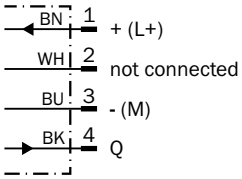

CHARACTERISTIC CURVE GL6

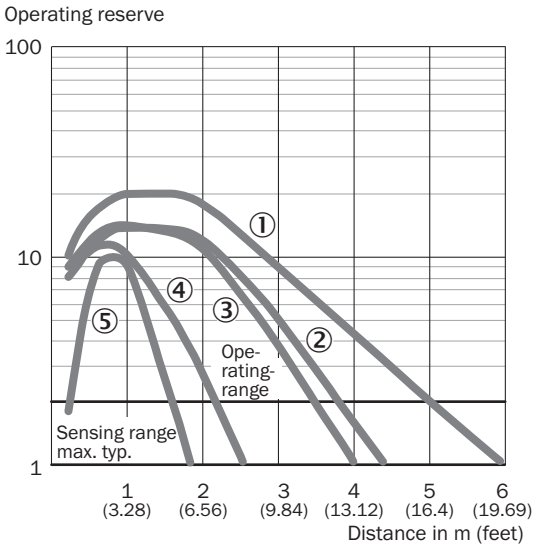

① Reflector PL80A
② Reflector PL40A
③ Reflector P250
④ Reflector PL20A
⑤ Reflective tape REF-IRF-56

LIGHT SPOT SIZE GL6, GL6G

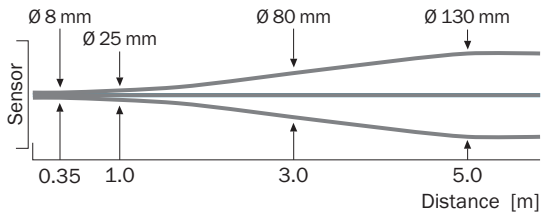

SENSING RANGE DIAGRAM GL6, GL6G

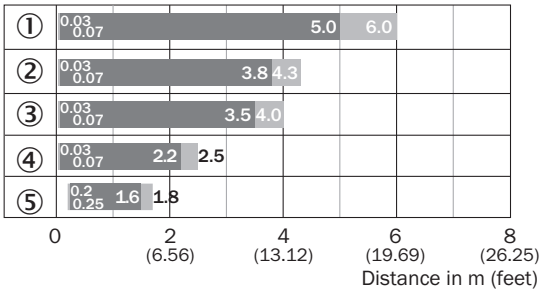

Sensing range Sensing range max.

① Reflector PL80A
② Reflector PL40A
③ Reflector P250
④ Reflector PL20A
⑤ Reflective tape REF-IRF-56

Further information as well as suitable accessories, example applications and downloads such as CAD dimensional models, operating instructions and software can be found at www.sick.com/1062110

SICK AG
WALDKIRCH
GERMANY
SICK.COM

SICK AT A GLANCE

SICK is a leading global technology company for intelligent sensors and integrated solutions in industrial automation. Our technologies set benchmarks, making your industrial processes more efficient, safer and more sustainable – both in logistics and manufacturing operations.

SICK combines sensor intelligence with industry expertise and certified consulting services. We provide the ideal foundation for scalable as well as tailor-made automation solutions and create added value along the entire value chain. Our close partnerships with our customers are more than just a promise: Together, we optimize productivity, improve quality, protect health and safety, and help build a sustainable future. All with empathy and trust.

Since 1946, we have been developing innovative technologies with passion and a pioneering spirit. With a global network in around 40 countries, SICK has a global presence and is always close by. The company's headquarters are located in Waldkirch near Freiburg, Germany. Our customers benefit from our understanding of both local and global requirements, which enables us to deliver tailor-made solutions

SICK
Sensor Intelligence