MEGOHMMETERS
5000 V DIGITAL/ANALOG

MODEL 6505

Easy-to-use diagnostic megohmmeter.



TRUE MegOhmmeter®

MODEL	6505
INSULATION RESISTANCE TESTING FUNCTIONS	
Maximum Test Voltage	5000 V
Test Voltage Options	(500, 1000, 2500, 5000) V / Variable Voltage (40 to 5000) V
Maximum Resistance Measurement (1)	10 TΩ
Typical Accuracy	± 5 %
Timer	Elapsed test time only
PI / DAR	Yes
Dielectric Discharge (DD)	N/A
Post Test Capacitance Measurement	Yes
Alarms	N/A
Step Voltage	N/A
Ramp Voltage	N/A
Guard Lead	Yes
Remote Probe Compatible	N/A
ELECTRICAL - MULTIMETER FUNCTIONS	
Resistance	N/A
Continuity	N/A
Lead Compensation	N/A
DATA STORAGE & REPORTING	
Data Storage and DataView® Reporting	N/A
Data Connection	N/A
GENERAL	
Display	Backlit digital with bargraph
Power Source	Ni-MH rechargeable battery and line power
SAFETY & ENVIRONMENT	
CAT Rating	1000 V CAT III
IP Rating *(Closed lid)*	IP53
RECOMMENDED USES	
Cable Terminations and Splices	Yes
Bus Insulation	Yes
Control Wiring	N/A
Medium Voltage Cables	Yes
Low Voltage Motors	Yes
Medium Voltage Large Motors	N/A
Instrument Transformers	N/A
Medium Voltage Dry and Liquid Transformers	N/A

Consult factory for NIST Calibration prices.

(1) Specific to test voltage

FEATURES

- Straightforward hard-case Megohmmeter designed for basic insulation resistance testing of cables, wiring, and switchgear components where simplicity and reliability are the priority
- Fixed, commonly used insulation test voltages with simple rotary selection reduce setup time and minimize the risk of incorrect test settings in the field
- Large, easy-to-read analog display provides immediate visual indication of insulation condition without menus or configuration steps
- AC line-powered or battery operation gives operators flexibility when working in the field
- Designed with integrated safety protections, including appropriate measurement category ratings, discharge circuit and internal fuse protection, to help safeguard the operator during testing

PRODUCT INCLUDES

CAT. #2130.18 MEGOHMMETER MODEL 6505

Extra large classic tool bag, set of (3) 10 ft color-coded leads with clips *(red/black/blue)*, (1) blue guard terminal jumper lead, fuse, rechargeable battery pack *(installed)*, power cord, and user manual.



See pages 152 to 155 for Accessories/Replacements

CAT. #	DESCRIPTION
2130.18	Megohmmeter Model 6505 (Digital, with Analog Bargraph, Backlight, (500, 1000, 2500, 5000) V, Auto DAR/PI)

© 2026 Chauvin Arnoux®, Inc. d.b.a. AEMC® Instruments. All Rights Reserved.

ACCESSORIES / REPLACEMENTS

	CAT. #	DESCRIPTION	6503	6527	6529	6522	6526	6534	6536	1060	6505	5050	5060	5070	6550	6555
	1017.45	Adapter – 4 mm Non-Insulated For Safety Leads							•							
	2117.73	Pouch – Replacement Dimensions: (7 × 8.5 × 2) in		•												
	2118.09	General Carrying Case Dimensions: (13 × 9.5 × 3) in		•	•	•	•	•	•							
	2119.02	Soft Carrying Pouch Dimensions: (7.75 × 9.25 × 2.75) in			•	•	•	•								
	2119.45	Cable – Replacement PC RS-232, DB9 F/F 6 ft Null Modem *(for units w/o USB port purchased before July 1, 2022)*								•			•	•		
	2119.56	Fuse, Set of (3), 0.1 A, 660 V, 20 kA, (6 × 32) mm								•					•	•
	2119.57	Fuse – One, 2.5 A, 1200 V, (8 × 50) mm								•						
	2119.59	Pouch – Replacement Dimensions: (8 × 10 × 2) in								•						
	2119.78	Lead – Replacement 1 ft Jumper Lead (5 kv)									•	•	•	•		
	2119.84	Fuse – Set of (3) 0.1 A, 380 V, (5 × 20) mm, 10 kA									•	•	•	•		
	2126.71	Case – Replacement Carrying Case Dimensions: (10.5 × 6.5 × 6) in	•													
	2133.72	Small Classic Tool Bag for field use – 12 Exterior and 14 Interior pockets Dimensions: (13.0 × 9.8 × 9.5) in													•	•
	2133.73	Extra Large Classic Tool Bag Replacement Dimensions: (18 × 9 × 12) in									•	•	•	•		
	2133.76	Bag – Extra Large Carrying Bag w/ Rubber Bottom; Dimensions: (22.5 × 12.5 × 7.5) in									•	•	•	•		

Technical Assistance (800) 343-1391

© 2026 Chauvin Arnoux®, Inc. d.b.a. AEMC® Instruments. All Rights Reserved.

ACCESSORIES / REPLACEMENTS

	CAT. #	DESCRIPTION	6503	6527	6529	6522	6526	6534	6536	1060	6505	5050	5060	5070	6550	6555
	2135.41	Optical USB Cable													•	•
	2135.43	Inverter – 12 VDC to 120 VAC 200 Watt for Vehicle Use								•	•	•	•	•	•	•
	2136.80	Cable – 10 ft USB Type-A to Type-B											•	•		
	2138.54	Continuity Probe			•	•	•	•	•							
	2139.74	Lead – Set of (2), 6.5 ft color-coded red/black Fused Leads (.63 A) w/ 4 mm Plug		•	•	•	•	•	•							
	2140.19	9.6 V NiMH *(color may vary)*													•	•
	2151.30	Lead – Replacement Set of (3), 10 ft 5 kV w/ Integral clips									•	•	•	•		
	2151.31	Lead – Replacement 1 ft 5 kV Blue Jumper Lead									•	•	•	•		
	2151.32	Lead – Set of (3), 25 ft 5 kV Safety w/ Integral Clips									•	•	•	•		
	2151.33	Lead – Set of (3), 45 ft 5 kV Safety w/ Clips									•	•	•	•		
	2151.36	Lead – Replacement Set of (3), 10 ft 15 kV w/ Integral Clips													•	•
	2151.37	Lead – Replacement 1.5 ft 15 kV Blue Jumper													•	•
	2151.38	Lead – Set of (3), 25 ft 15 kV w/ Integral Clips													•	•
	2151.39	Lead – (1) 45 ft 15 kV Blue Guard w/ Integral Clips													•	•
	2151.40	Lead – (1) 45 ft 15 kV Red w/ Integral Clip													•	•

© 2026 Chauvin Arnoux®, Inc. d.b.a. AEMC® Instruments. All Rights Reserved.

ACCESSORIES / REPLACEMENTS

	CAT. #	DESCRIPTION	6503	6527	6529	6522	6526	6534	6536	1060	6505	5050	5060	5070	6550	6555
	2151.41	Lead – (1) 45 ft 15 kV Black w/ Integral Clip													•	•
	2152.26	Probe – Set of (2), color-coded Grip Probes (red/black) 1000 V CAT III 20 A	•	•	•	•	•	•	•	•						
	2152.28	Lead – Set of (2), 6.5 ft Color-coded (red/black) Fused Leads (0.63 A); Two Screw-on Alligator Clips, Two Screw-on Test Probes, Set of (5), 0.63 A Fuses (UL)		•	•	•	•	•	•							
	2155.75	Megohmmeter Test Probe (600 V CAT IV)				•	•	•	•	•						
	2155.76	Weights – Set of (2) (5 lb each) with conductive rubber bottom pad (RoHS) for use with Model 6536 ESD Kit							•							
	2155.77	Case – Field Case			•	•	•	•	•							
	2951.70	Lead – Set of (3), Color-coded 10 ft safety leads							•							
	2960.21	Replacement 9.6 V Rechargeable Battery Pack								•	•	•	•	•		
	2970.97	Fuse – Set of (5), 0.5 A, 1000 V, HPC, (6x32) mm		•												
	2971.04	Fuse - Set of (2), FF, 200 mA, 1000 V, 10 kA, (6 × 32) mm			•											
	5000.14	Power cord 115 V								•	•	•	•	•	•	•
	5000.30	Probe – Black Test Probe {Rated 1000 V CAT IV, 15 A, UL}	•	•						•						
	5000.32	Power Cord 220 V								•	•	•	•	•	•	•
	5000.56	Fuse – (1) 500 mA, 3 kV, (8 × 85) mm									•	•	•	•		
	5000.60	Adapter – RS-232 to USB 2.0 Replacement								•			•	•		

© 2026 Chauvin Arnoux®, Inc. d.b.a. AEMC® Instruments. All Rights Reserved.

ACCESSORIES / REPLACEMENTS

	CAT. #	DESCRIPTION	6503	6527	6529	6522	6526	6534	6536	1060	6505	5050	5060	5070	6550	6555
	5000.66	Megohmmeter Calibration Checker – Provides (2) test resistances of 150 kO and 100 MO	•	•	•	•	•	•	•	•	•	•	•	•	•	•
	5000.78	Lead – Set of (2), 5 ft PVC color-coded (red/black) with 4 mm straight/right Banana Plugs	•							•						
	5000.93	Lead – Set of (3), 5 ft PVC color-coded (red/black/blue) with 4 mm straight/right Banana Plugs	•							•						
	5000.94	Lead – Set of (2), 5 ft silicone color-coded (red/black) with 4 mm straight/right Banana Plugs (Rated 1000 V, CAT IV, UL)		•	•	•	•	•	•							
	5000.95	Lead – Replacement Black 5 ft Shielded Lead								•						
	5000.97	Probe – Black Test Probe {Rated 1000 V CAT IV, 15 A, UL V2}	•	•	•	•	•	•	•							
	5000.98	Probe – Red Test Probe {Rated 1000 V CAT IV, 15 A, UL V2}	•	•	•	•	•	•	•							
	5000.99	Clip – Safety Alligator – Black (1000 V CAT IV, 15 A, UL V2)	•	•	•	•	•	•	•	•						
	5100.00	Clip – Safety Alligator – Red (1000 V CAT IV, 15 A, UL V2)	•	•	•	•	•	•	•	•						
	5100.02	Latches – Replacement set of (2) for use with AEMC® Yellow cases								•	•	•	•	•	•	•
	5100.04	Clip – Safety Alligator – Blue (1000 V CAT IV, 15 A, UL V2)	•	•	•	•	•	•	•	•	•					
	5100.07	Lead – set of (2), 5 ft color-coded (red/black) PVC w/ 4 mm ST/ST plugs	•	•	•	•	•	•	•	•	•					

© 2026 Chauvin Arnoux®, Inc. d.b.a. AEMC® Instruments. All Rights Reserved.

MEGOHMMETERS

SELECTION CHART

AEMC® MODEL NUMBER	CAT. #	TEST VOLTAGE	INSULATION RANGE	RESISTANCE RANGE	CONTINUITY RANGE	CAPACITANCE RANGE	VOLTAGE DETECTION	POWER SOURCE	DISPLAY	DATAVIEW® SOFTWARE
6503	2126.52	250 V 500 V 1000 V	(1 to 500) MΩ (1 to 500) MΩ (10 to 5000) MΩ	–			600 VAC	Hand-cranked	Analog	No
6522	2155.51	250 V 500 V 1000 V	50 kΩ to 10 GΩ 100 kΩ to 20 GΩ 200 kΩ to 40 GΩ	–	10 Ω	–	700 VAC/DC	(6) AA Alkaline Batteries	Digital / Analog	No
6527	2126.53	250 V 500 V 1000 V	1 kΩ to 4 GΩ	400 kΩ	400 Ω	–	600 VAC 1000 VDC	(6) AA Alkaline Batteries	Digital / Analog	No
6529	2126.55	50 V 100 V 250 V 500 V 1000 V	(0.010 to 420) MΩ (0.020 to 420) MΩ (0.050 to 420) MΩ (0.100 to 4200) MΩ 0.20 MΩ to 11 GΩ	(0 to 420) kΩ	(0 to 40) Ω (200 mA test current ≤ 2 Ω)	–	700 VAC 700 VAC/DC	(6) AA Alkaline Batteries	Digital	No
6526	2155.53	50 V 100 V 250 V 500 V 1000 V	10 kΩ to 10 GΩ 20 kΩ to 20 GΩ 50 kΩ to 50 GΩ 100 kΩ to 100 GΩ 200 kΩ to 200 GΩ	1000 kΩ	(10, 100) Ω	0.1 n to 10 µF	700 VAC/DC	(6) AA Alkaline Batteries	Digital / Analog	Yes
6534	2155.55	10 V 25 V 100 V 250 V 500 V	2 kΩ to 1 GΩ 5 kΩ to 2 GΩ 10 kΩ to 10 GΩ 50 kΩ to 25 GΩ 100 kΩ to 50 GΩ	1000 kΩ	(10, 100) Ω	–	700 VAC/DC	(6) AA Alkaline Batteries	Digital / Analog	Yes
6536	2155.56	10 V 100 V (variable in 1 V steps)	2 kΩ to 20 GΩ	1000 kΩ	(10, 100) Ω	–	700 VAC/DC	(6) AA Alkaline Batteries	Digital / Analog	No
6536 ESD Floor Kit	2155.57									
1060	2130.03	50 V 100 V 250 V 500 V 1000 V	2 kΩ to 200 GΩ 4 kΩ to 400 GΩ 10 kΩ to 1 TΩ 20 kΩ to 2 TΩ 40 kΩ to 4 TΩ	400 kΩ	40 Ω	(0.005 to 4.999) µF	1000 VAC/DC	Rechargeable NiMH Battery	Digital / Analog	Yes
6505	2130.18	500 V 1000 V 2500 V 5000 V	10 kΩ to 2 TΩ 10 kΩ to 4 TΩ 10 kΩ to 10 TΩ 10 kΩ to 10 TΩ	–		(0.001 to 49.99) µF	2500 VAC 4000 VDC	Rechargeable NiMH Battery	Digital / Analog	No
5050	2130.20	500 V 1000 V 2500 V 5000 V	10 kΩ to 2 TΩ 10 kΩ to 4 TΩ 10 kΩ to 10 TΩ 10 kΩ to 10 TΩ	–		(0.001 to 49.99) µF	2500 VAC 4000 VDC	Rechargeable NiMH Battery	Digital / Analog	No
5060	2130.21	500 V 1000 V 2500 V 5000 V	10 kΩ to 2 TΩ 10 kΩ to 4 TΩ 10 kΩ to 10 TΩ 10 kΩ to 10 TΩ	–		(0.001 to 49.99) µF	2500 VAC 4000 VDC	Rechargeable NiMH Battery	Graphical / Analog	Yes
5070	2130.30	500 V 1000 V 2500 V 5000 V	10 kΩ to 2 TΩ 10 kΩ to 4 TΩ 10 kΩ to 10 TΩ 10 kΩ to 10 TΩ	–		(0.005 to 49.99) µF	2500 VAC 4000 VDC	Rechargeable NiMH Battery	Graphical / Analog	Yes
6550	2130.31	500 V 1000 V 2500 V 5000 V 10,000 V	10 kΩ to (2, 4, 10, 15, 25) TΩ	–		(0.001 to 19.99) µF	2500 VAC 4000 VDC	Rechargeable NiMH Battery	Graphical / Analog	Yes
6555	2130.32	500 V 1000 V 2500 V 5000 V 10,000 V 15,000 V	10 kΩ to (2, 4, 10, 15, 25, 29) TΩ	–		(0.001 to 19.99) µF	2500 VAC 4000 VDC	Rechargeable NiMH Battery	Graphical / Analog	Yes

Consult factory for NIST Calibration prices.

© 2026 Chauvin Arnoux®, Inc. d.b.a. AEMC® Instruments. All Rights Reserved.

DataView®

DATA ANALYSIS AND REPORTING SOFTWARE

Configure All Functions of Models 1060, 5060, 5070, 6526, 6534, 6550 & 6555

AUTOMATIC REPORT GENERATION

AEMC INSTRUMENTS www.aemc.com

DataView® software, user manual and quick start guide are included in the USB Drive

- Print reports of all test results
- Select test voltage and run tests from your computer with a simple click and execute process
- Capture and display data in real-time
- Retrieve data from the instrument's memory:
  - Over 1500 insulation resistance measurements *(Model dependent)*
  - Storage of 80,000 measurements *(Model dependent)*
- Display DAR and PI ratios
- Plot graphs of manual and timed tests
- Include your analysis comments section with the report
- Store a library of set ups for different applications
- Certification of results through report generation
- Free updates are available on our website ***www.aemc.com***



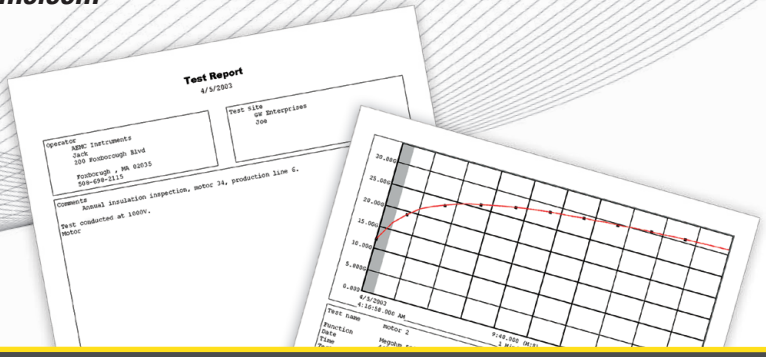

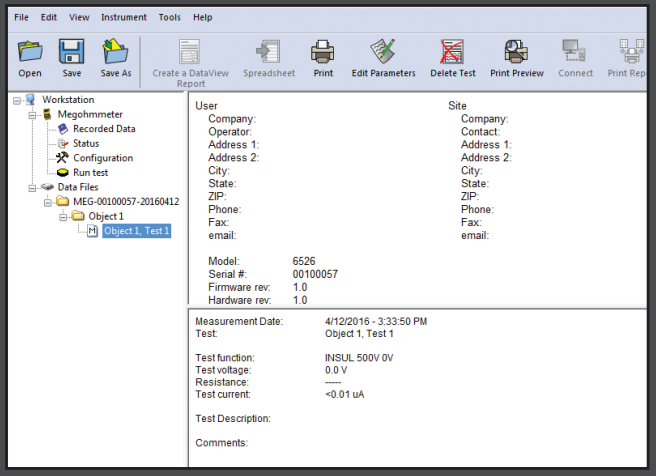

Tree structured status screen provides the ability to select connected instruments, configure instruments, see the instrument's status and review stored test results.

DataView® Software automatically recognizes the instrument when it is connected to the PC allowing communication through the corresponding control panel. The tree structure menu offers direct access to the data recorded in the instrument and its configuration.

Other Functions Available:

- Start and stop tests from your PC
- Real-time display of active tests
- DAR and PI ratio programming and display
- Graphical plot of the tests
- Generate reports from test results

© 2026 Chauvin Arnoux®, Inc. d.b.a. AEMC® Instruments. All Rights Reserved.

DataView®

DATA ANALYSIS AND REPORTING SOFTWARE

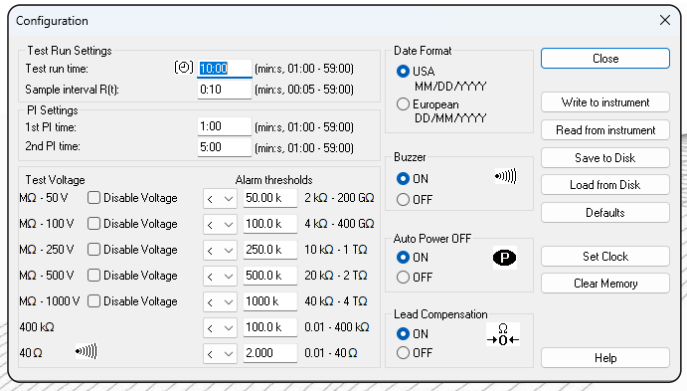

Clear and easy setup of all functions from one dialog box.

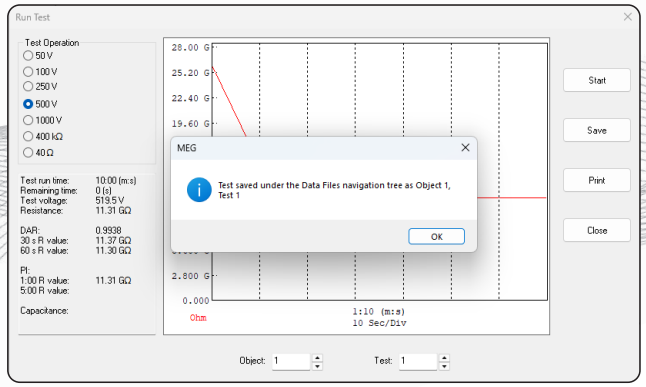

A simple press of the download button from either the setup or run dialog boxes will show all test results stored in the Model 1060.

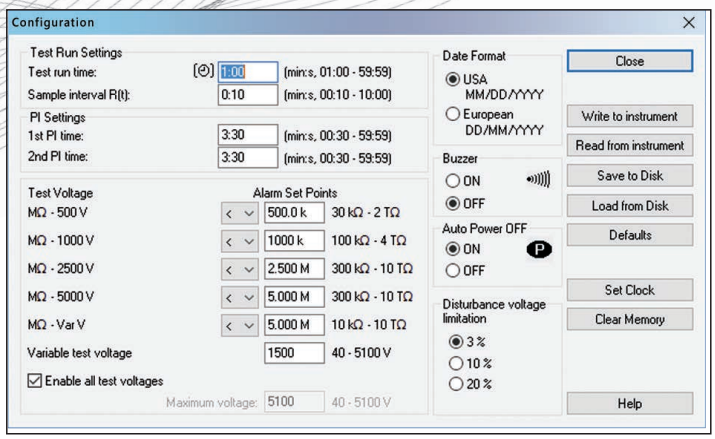

Configuration screen allows you to set alarm levels, test time and to read and write configurations from and to the instrument.

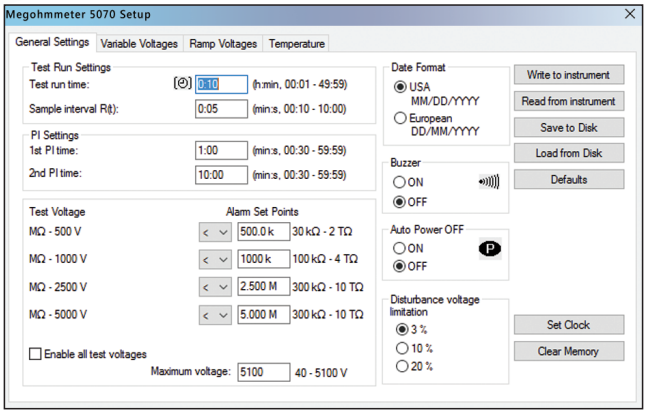

Four tabbed dialog boxes allow for clear and easy setup of all functions of the Model 5070, including setup for variable voltage and alarm set points, as well as step voltage tests and temperature compensation.

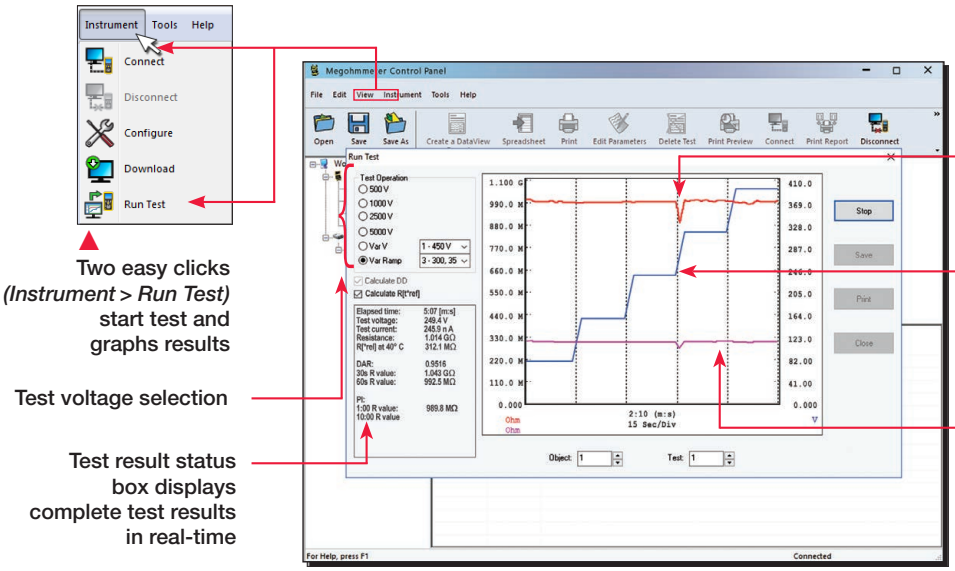

Run test and display text and graphical results from one dialog box. Model 5070 also displays step voltage.

Technical Assistance (800) 343-1391

© 2026 Chauvin Arnoux®, Inc. d.b.a. AEMC® Instruments. All Rights Reserved.

AEMC® INSTRUMENTS